

Ms. Tracy

&

Ms.

Bridget's

NTI work

NTI WORK

DAY 1.) LETTERS AND SOUNDS:

Make a letter safari! Hide the letters around the house. When you find a letter, say the name and the letter sound.

Cut out the letter cards and hide them around your house. Send Ms. Tracy and picture of the letters being found in your home on Class Dojo.

*Sign in on a blank paper. Write your name. (parents, you model for them one letter at a time how your child's name should look...if they are going to Kindergarten, they get their first and last name.)

DAY 2.) LETTERS AND SOUNDS:

Make (draw or write) a list of different kinds of transportation. Write down what the child says and return to Ms. Tracy. You can also take a picture of it and send to Ms. Tracy on Class DoJo.

*Sign in on a blank paper. Write your name. (parents, you model for them one letter at a time how your child's name should look...if they are going to Kindergarten, they get their first and last name.)

DAY 3.) FINE MOTOR SKILLS

Write your name in the middle of a piece of paper. Trace it with different colors then decorate the page.

*Sign in on a blank paper. Write your name. (parents, you model for them one letter at a time how your child's name should look...if they are going to Kindergarten, they get their first and last name.)

DAY 4.) MATH

Make numbers and quantiles on a math mat. Use shells, pompoms, or shell noodles. Pick a number card, count out that many items, and place it on the math mat. Mat is enclosed in the packet. Take a picture and send it to Ms. Tracy on Class Dojo.

*Sign in on a blank paper. Write your name. (parents, you model for them one letter at a time how your child's name should look...if they are going to Kindergarten, they get their first and last name.)

DAY 5.) FINE MOTOR

Make shapes with sticks (real sticks, popsicle sticks, or toothpicks or even silverware) Send a picture to Ms. Tracy on Class DoJo.

*Sign in on a blank paper. Write your name. (parents, you model for them one letter at a time how your child's name should look...if they are going to Kindergarten, they get their first and last name.)

Day 6.) Letters and Sounds

Make a list of everyone in your family. Send a picture to Ms. Tracy on Class DoJO.

Art or Sensory

Draw a family portrait. Send a picture to Ms. Tracy on Class DoJo.

*Sign in on a blank paper. Write your name. (parents, you model for them one letter at a time how your child's name should look...if they are going to Kindergarten, they get their first and last name.)

Day 7.) Fine Motor

Make a food cutting collage. Cut out food from grocery store ads. Glue the pictures to a plate or piece of paper. Paper is included in the packet. Send a picture to Ms. Tracy.

*Sign in on a blank paper. Write your name. (parents, you model for them one letter at a time how your child's name should look...if they are going to Kindergarten, they get their first and last name.)

Science

Have a taste test. Find a new food. How does it look, smell, feel, and taste? Chart, look, smell, feel and taste.

Day 8.) Art or Sensory

Draw or paint a picture of your favorite forest animal.

Reading:

Read a book. What were the events?

What happened first?

What happened last?

*Sign in on a blank paper. Write your name. (parents, you model for them one letter at a time how your child's name should look...if they are going to Kindergarten, they get their first and last name.)

Day9.) Math

Go outside and look for shapes. When you come back in, draw the shapes that you saw .

Gross Motor: Do yoga (yoga for preschool)

*Sign in on a blank paper. Write your name. (parents, you model for them one letter at a time how your child's name should look...if they are going to Kindergarten, they get their first and last name.)

Day 10.) Fine Motor:

Trace the shapes on the page that is included.

Shape Hunt:

Look for the shapes in the home and have the adult to write down what they find in that shape.

*Sign in on a blank paper. Write your name. (parents, you model for them one letter at a time how your child's name should look...if they are going to Kindergarten, they get their first and last name.)

Sign in every day!

Day 1

Day 2

Day 3

Day 4

Day 5

DAY 6

Day 7

Day 8

Day 9

Day 10

Aa



Bb



Cc




Dd



Ee



Ff



Gg



Hh



Ii



Jj



Kk




Ll



Mm



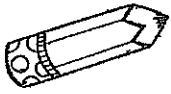
Nn



Oo



Pp



Qq



Rr



Ss



Tt



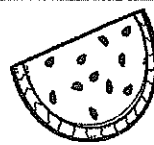
Uu



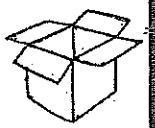
Vv



Ww



Xx



Yy



Zz



NTI Day!

11TT-Davis

Day 3 - NITT work |

Math Mat

POCKET OF PRESCHOOL

NTT - Day 4

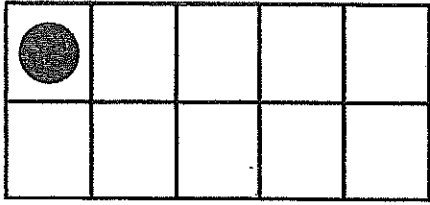
Math Mat

POCKET OF PRESCHOOL

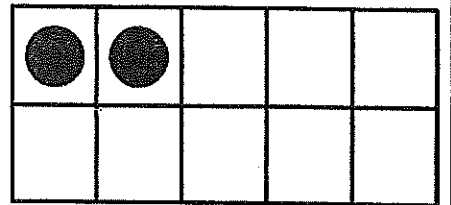
Math Mat

POCKET OF PRESCHOOL

1

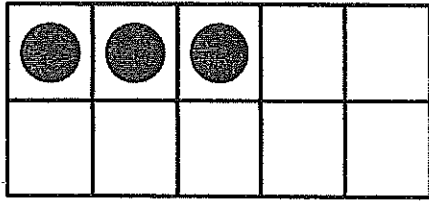


2

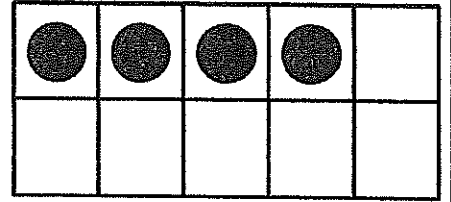


Day 4

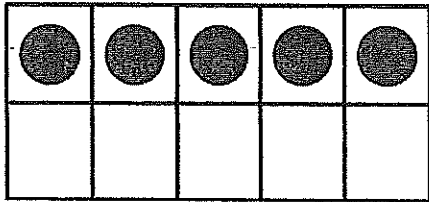
3



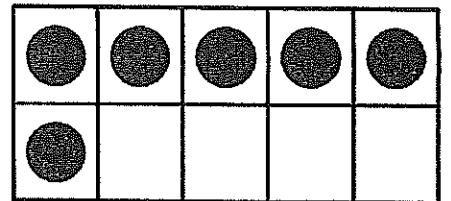
4




5



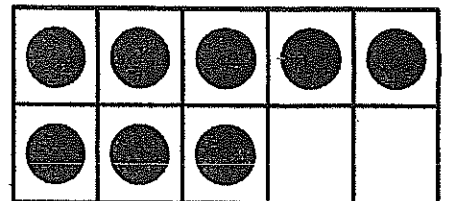
6



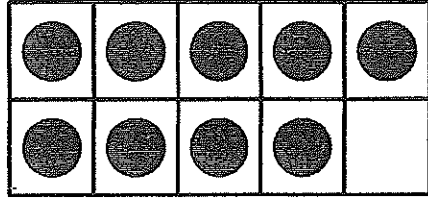
7



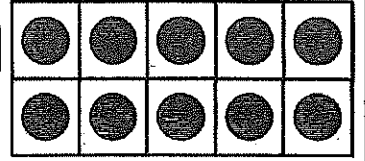
8




9




10




11




12




13




14



15



16



17

●	●	●	●	●
●	●	●	●	●

●	●	●	●	●
●	●			

18

●	●	●	●	●
●	●	●	●	●

●	●	●	●	●
●	●	●		

Day 4

19

●	●	●	●	●
●	●	●	●	●

●	●	●	●	●
●	●	●	●	

20

●	●	●	●	●
●	●	●	●	●

●	●	●	●	●
●	●	●	●	●

Day 6-NTI

Look	Smell	Feel	Taste

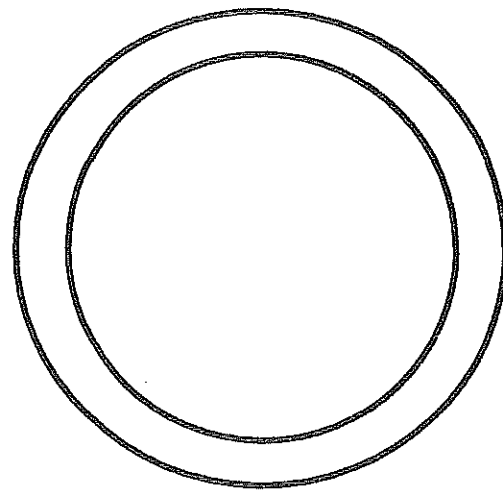
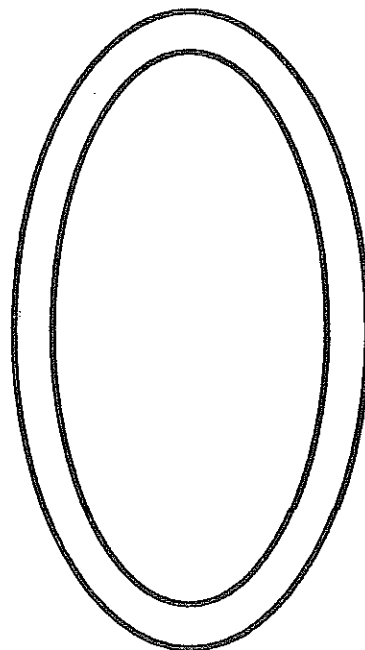


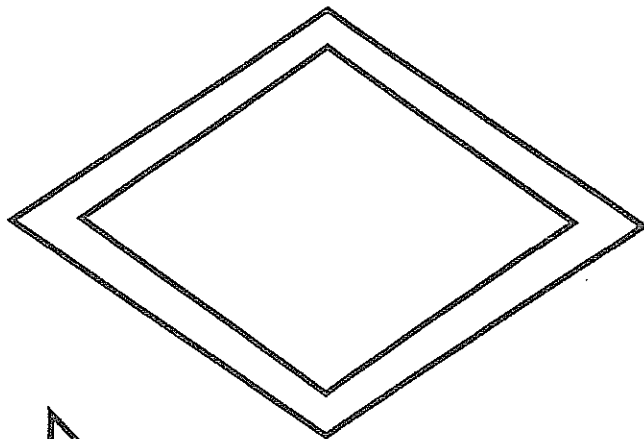

NTI-Do47

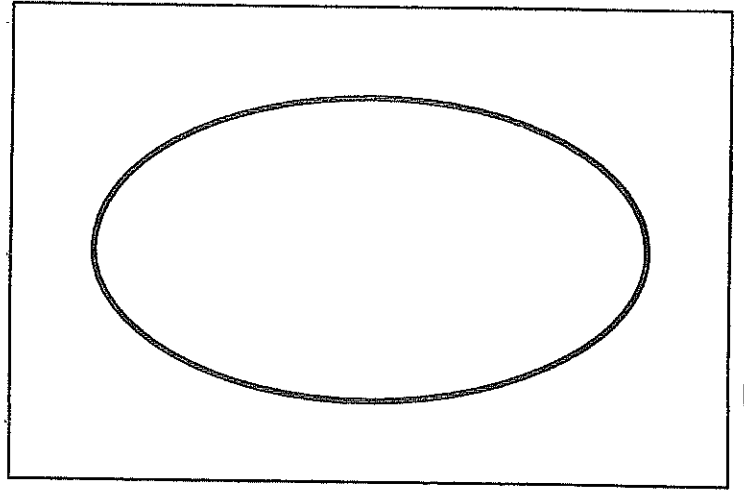
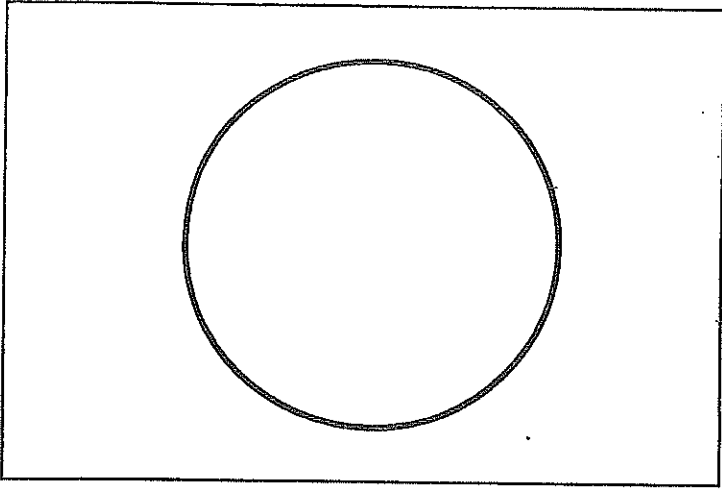
NTI-Day 8

Day 9 - NTI

Shape Trace

Trace with a marker, pencil, pen, crayon, or paint with a Q-Tip.





NFI - Day 10

